

## Portable Solar Lighting Tower

LT4100S

# SPECIFICATIONS



## 1 Standards & Conditions

### Design Standards

The designs and the productions are in conformity with:

- GB 7000.1-2002
- GB7003-86
- GB/T3741-1999
- IEC60598-1
- GB4208-2008
- VSB 1 Rev 4 June 1999
- AS3000: 2018
- AS3010: 2017

### Design Conditions

- Installation place: outdoors.
- Working Temperature: 0° to 50° (-25° with optional kit)

### Painting Process

- Painting process specifications and colors are based on the manufacturer's standard.
- The customer could also choose the color which the manufacturer offers.

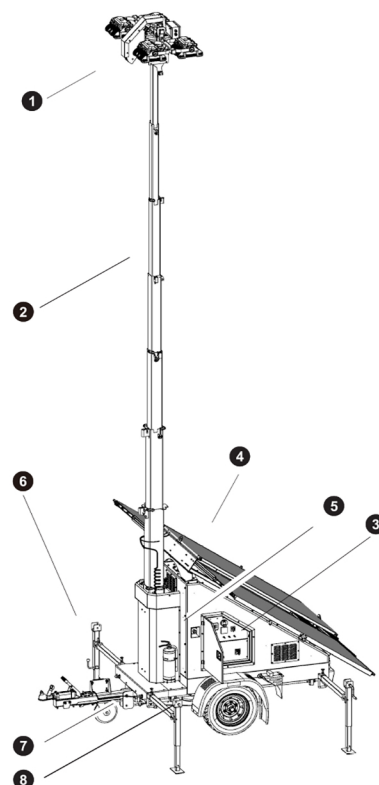
## 2 General Features

- Lumen Output 60000lm
- Mast Height 7.5 Metres
- Mast Type : Hydraulic
- Hydraulic light pole lifting (5850mm), rotating (355°), pitching (80°)
- 4 x 100W LED Modules
- Coverage:60 x 40m at 5 lux
- Trailer Type: Single Axle
- Tyre and Rim Size:14'
- Stabiliser Supports :4 x Manual
- Mudguard / Wheel Chock:Included
- Security: Wheel lock / hitch lock, wheel clamp, folding drawbar
- Features:Timer, day/night modes, jack pads, audio safety messages fire extinguisher, isolators, tilt sensor
- Easy maintenance
- Operation Manual/Specifications

## 3 Equipment Specification

Model.....	SL60K
Light type.....	LED
Luminous flux(Max)lm.....	60000
Approximate Weight.....	1390kg
Total lighting wattage.....	4x100W
Tire number.....	2
Dimensions (Fully retracted).....	2300*1472*2515mm
Dimensions (Fully extended).....	3230 *3610*7500mm
Tilting Angle of Light Fixture rotation.....	80°
Maximun towing speed.....	80km/h
Maximun wind speed rating.....	90km/h
Efficiency (solar).....	1 hour of sun/4 hours of light
Fully extended/retracted time.....	8/10s
Hydraulic oil type.....	L-HM46
Average daily working hours.....	10H
Continuous lighting duration.....	50H
Voltage/Ampere.....	.DC 48V/8.3A

- ① Lamps
- ② Mast
- ③ Access door
- ④ Solar panel
- ⑤ Emergency stop button
- ⑥ Stabiliser support leg
- ⑦ Forklift channel
- ⑧ Water drain



## Battery

Battery.....	15 kWh Lithium
Runtime.....	40 Hours
Capacity of battery.....	15000wh
Depth of discharge.....	95%
Number.....	1
Battery operating voltage.....	45V ~ 57.6V DC
Rated battery voltage.....	51.2V DC
Charging and discharging current.....	<100A
Number of cycles.....	3000 times at 25 °C
Battery discharge depth.....	< 80%
Battery operating temperature.....	-10 °C ~ 50 °C
Communication mode .....	RS485/CAN

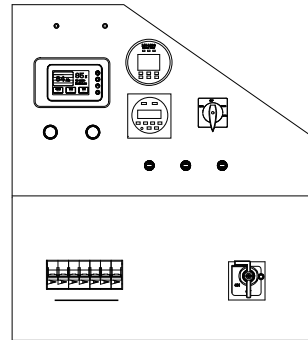
## Solar panel

Max power of solar panel series panel.....	1380W
Maximum conversion efficiency .....	21.32%
Average daily working hours.....	10H
Solar panel open circuit voltage.....	41.33V DC
Maximum working current of a solar panel board.....	13.45A
Number.....	3
Dimension .....	1903*1134*30mm
Weight.....	24.2kg

## LED Light

Number .....	4
Power.....	100W
gross power.....	400W

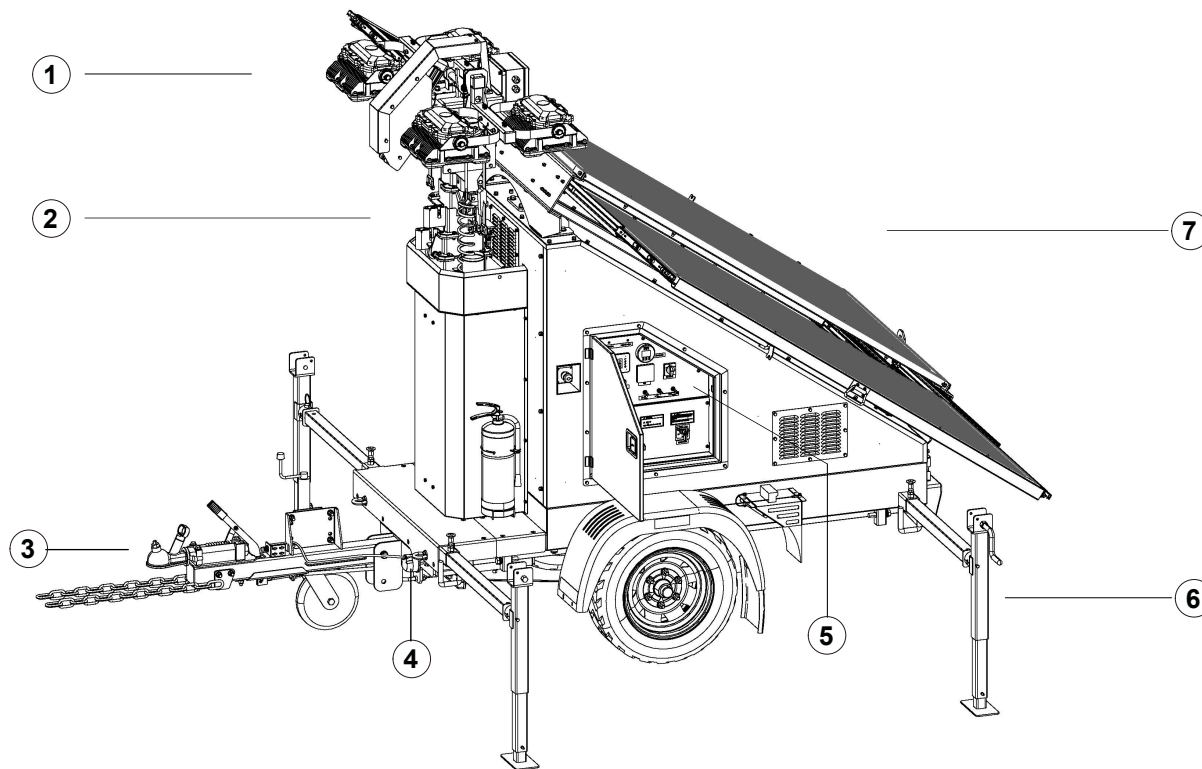
## Control System



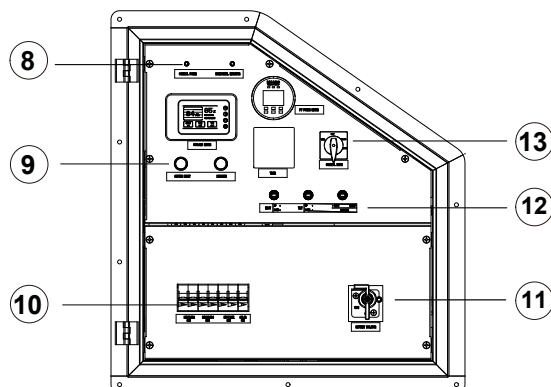
This control system is an advanced control module based on microprocessor, which is suitable for solar tower. The controller is equipped with a powerful graphical display that displays ICONS, symbols and bar charts for intuitive operation. Accurately measure various operating parameters, and display all values and alarm information on the LCD.

- Microprocessor control, with high stability and credibility
- Monitoring and measuring operational parameters of light tower
- Manual, automatic and remote work mode selectable
- Adjust the lamp Angle and operate the lamp
- The micro circuit breaker is configured
- The battery isolation switch is configured

# 4' Ci hg]XY'XfUk ]b[



- ① LED lamps
- ② Mast
- ③ Trailer coupling
- ④ Trailer power outlet
- ⑤ Control panel
- ⑥ Support leg
- ⑦ Solar panel



- ⑧ System power indicator
- ⑨ System reset button
- ⑩ 4x micro circuit breaker
- ⑪ Battery isolation switch
- ⑫ Mast and light bar operation switch
- ⑬ LED control mode switch

### 5 Illumination region parameter

Lighting area 5000m<sup>2</sup>, effective lighting area 2400m<sup>2</sup>@5LM.

